

READY, SET, GO!

Name

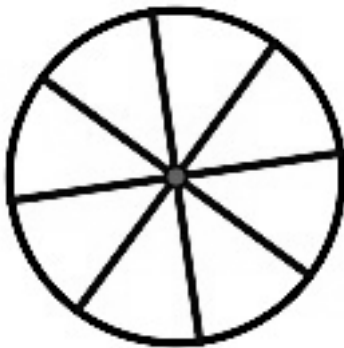
Period

Date

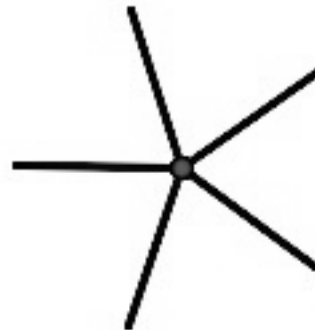
READY

Topic: Rotational symmetry, connected to fractions of a turn and degrees.

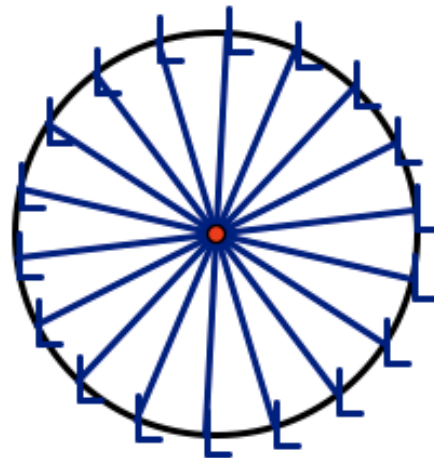
1. What fraction of a turn does the wagon wheel below need to turn in order to appear the very same as it does right now? How many degrees of rotation would that be?



2. What fraction of a turn does the propeller below need to turn in order to appear the very same as it does right now? How many degrees of rotation would that be?



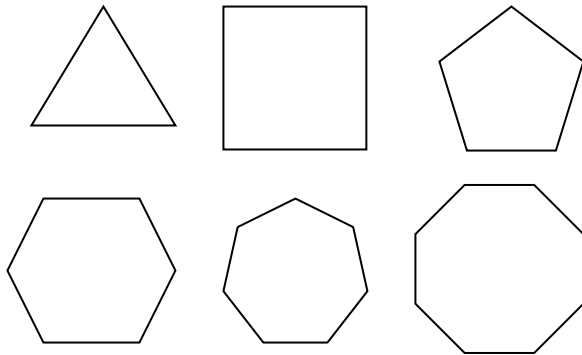
3. What fraction of a turn does the model of a Ferris wheel below need to turn in order to appear the very same as it does right now? How many degrees of rotation would that be?



SET

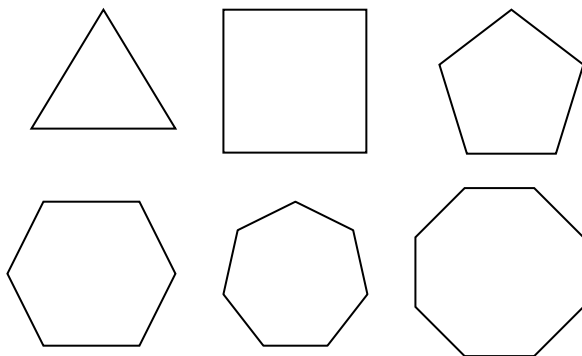
Topic: Finding angles of rotational symmetry for regular polygons, lines of symmetry and diagonals

4. Draw the lines of symmetry for each regular polygon, fill in the table including an expression for the number of lines of symmetry in a n -sided polygon.



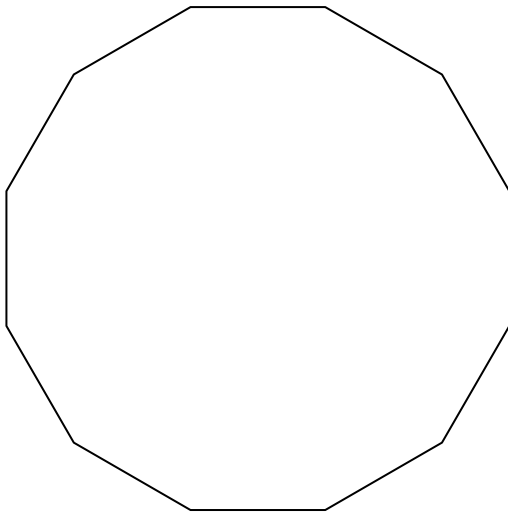
Number of Sides	Number of lines of symmetry
3	
4	
5	
6	
7	
8	
n	

5. Draw all of the diagonals in each regular polygon. Fill in the table including an expression for the number of diagonals in a n -sided polygon.



Number of Sides	Number of diagonals
3	
4	
5	
6	
7	
8	
n	

6. Find the angle(s) of rotation that will carry the 12 sided polygon below onto itself.



7. What are the angles of rotation for a 20-gon? How many lines of symmetry (lines of reflection) will it have?

8. What are the angles of rotation for a 15-gon? How many line of symmetry (lines of reflection) will it have?

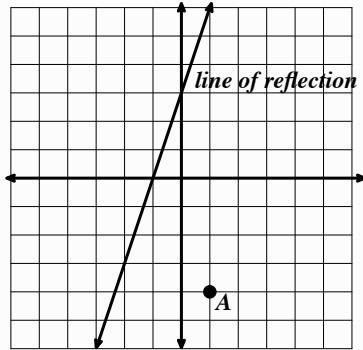
9. How many sides does a regular polygon have that has an angle of rotation equal to 18° ? Explain.

10. How many sides does a regular polygon have that has an angle of rotation equal to 20° ? How many lines of symmetry will it have?

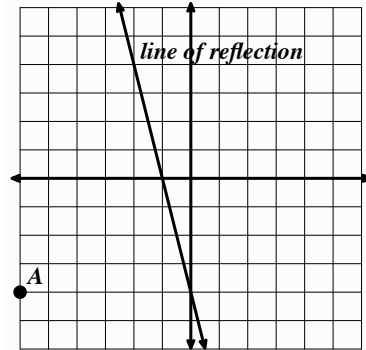
GO

Topic: Reflecting and rotating points on the coordinate plane.

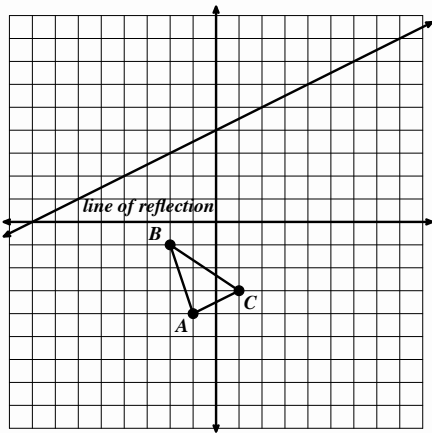
9. Reflect point A over the line of reflection and label the image A' .



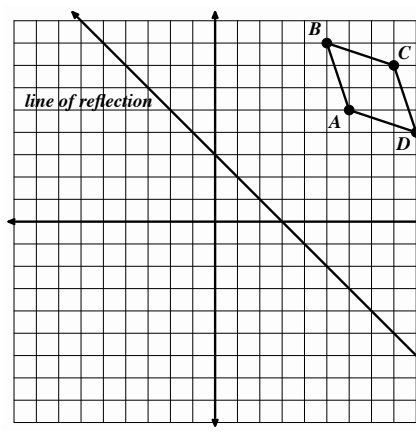
10. Reflect point A over the line of reflection and label the image A' .



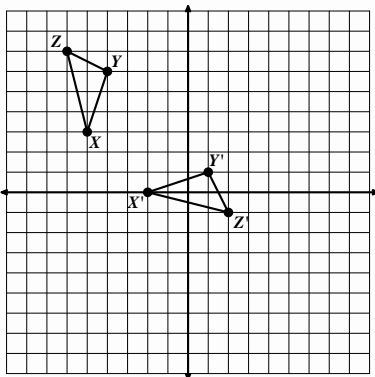
11. Reflect triangle ABC over the line of reflection and label the image $A'B'C'$.



12. Reflect parallelogram $ABCD$ over the line of reflection and label the image $A'B'C'D'$.



13. Given triangle XYZ and its image $X'Y'Z'$ draw the line of reflection that was used.



14. Given parallelogram $QRST$ and its image $Q'R'S'T'$ draw the line of reflection that was used.

