
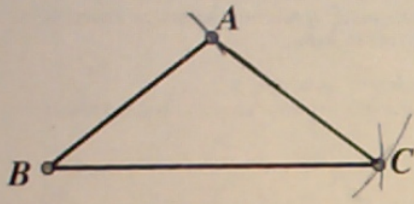



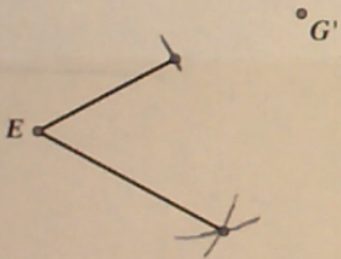
Part II: Copying triangles and angles.

1. Use a compass to copy Triangle ABC so that point B is copied on B'.



When you copy a triangle you have copied the angles of the triangle.

Copy the angles below onto their corresponding points, use triangles and circle to assist you.



F'

