

## Constructions Review



Name \_\_\_\_\_ Period \_\_\_\_\_

Below are the constructions that you will need to know for the Constructions Test. You can find videos for each of these constructions on my website at [izatt.weebly.com](http://izatt.weebly.com) under the Videos heading or you can google other videos if you need help.

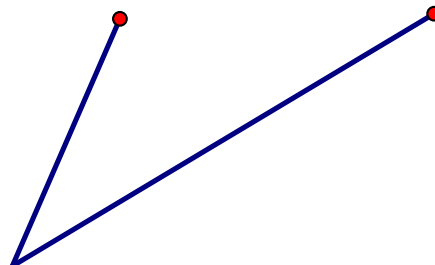
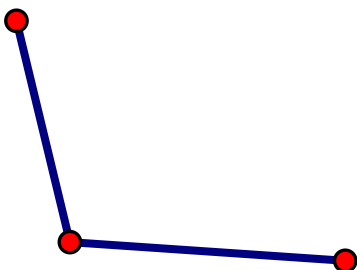
- 1) Copy a line segment
- 2) Copy a given angle
- 3) Bisect an angle
- 4) Bisect a line
- 5) Inscribe a triangle in a circle
- 6) Inscribe a hexagon in a circle
- 7) Inscribe a square in a circle
- 8) Make a parallel line from a given line and a point outside the line
- 9) Construct a rhombus
- 10) Construct a parallelogram

On this worksheet you will practice each of these skills twice. Do more if needed to help you remember how to do the skill. Think about the parts of the shapes that need to be congruent when you make the circles and this will help you remember how to construct each object.

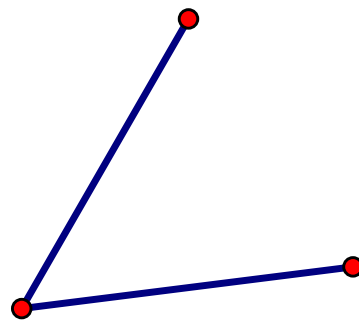
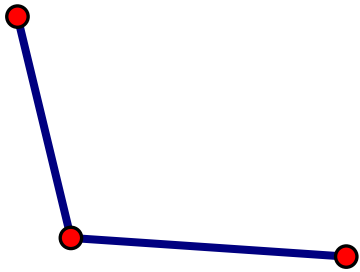
*Copy a line segment.*




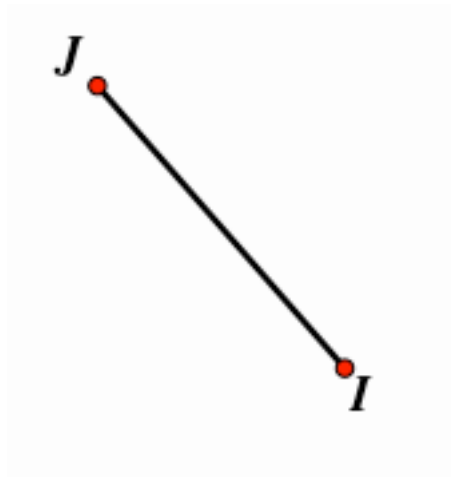
*Copy an angle.*



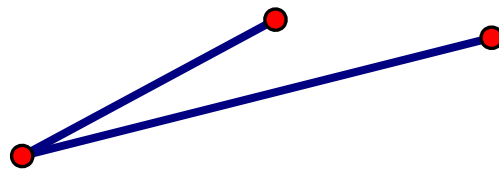
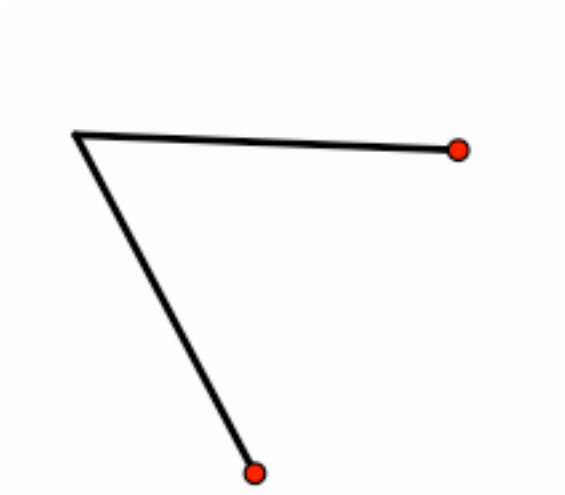
*Bisect an angle.*



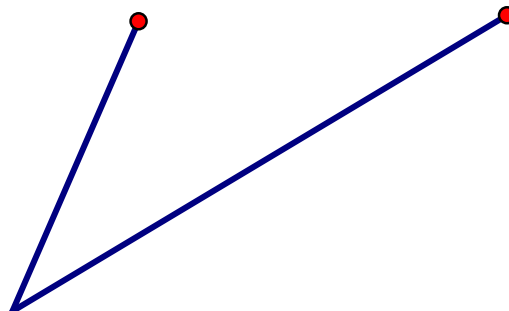
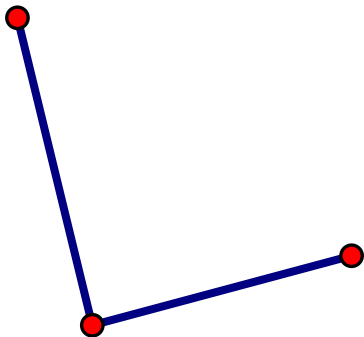
*Bisect a line.*



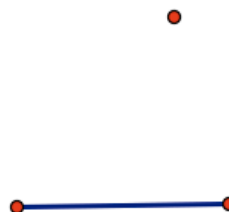
*Make a rhombus.*



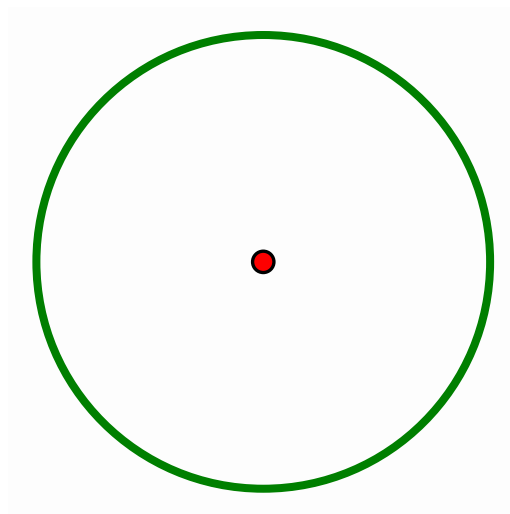
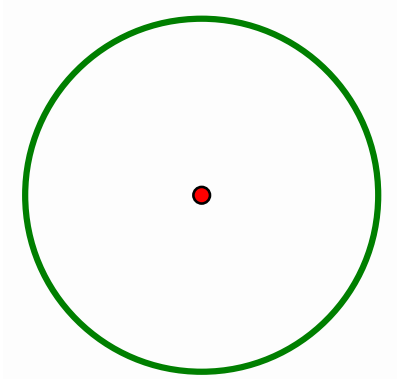
*Make a parallelogram.*



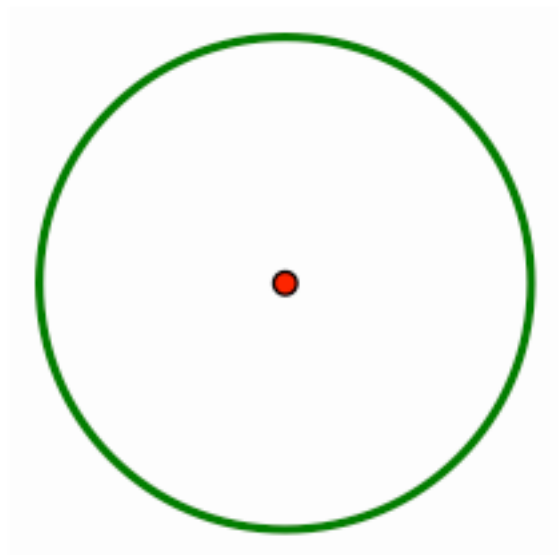
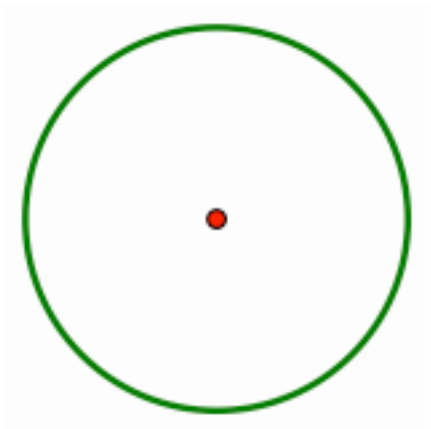
*Draw a line through the point that will be parallel to the given line.*



*Make an inscribed triangle.*



*Make an inscribed hexagon.*



*Make an inscribed square.*

